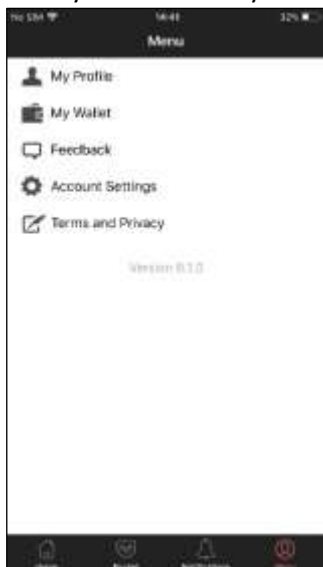
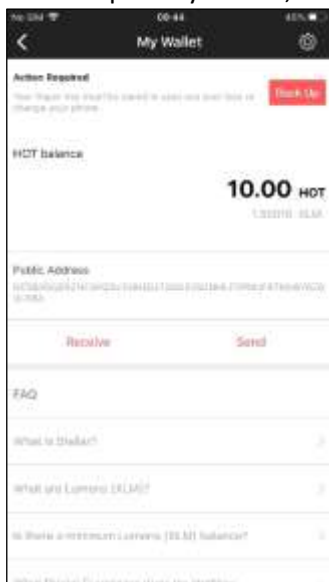


HOW TO BACK UP (CREATE A PAPER KEY)

1. After you successfully created your wallet, go to My Wallet in Navigation bar



2. At the top of My Wallet, see "Action Required" and tap the button "Back up"



3. On the next Screen, tap the "Write down your Private key" button



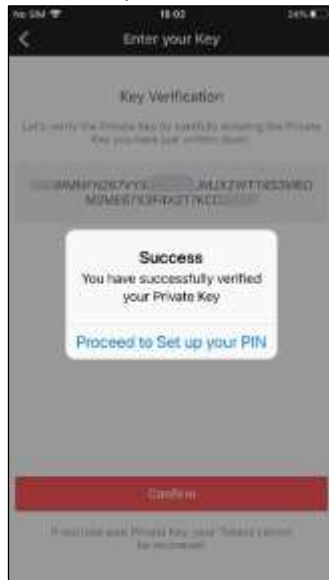
4. This screen will show your private key, you will need to carefully write the key down on paper.



5. When you have written your private key down on paper, tap the button "I have written it down"
6. On the next screen you will enter the private key that you just wrote on paper; if have you entered it correctly you can proceed; if incorrectly you must enter again



- The next Screen shows that you have successfully created a paper key. You must now Setup a PIN.



- You now tap Proceed to Set up PIN

- Enter a 6-digit PIN and Submit



10. Reenter your 6-digit PIN and Submit



11. You will now return to My Wallet



12. Your wallet is now backed up and you can recover your wallet if you lose your private key or control of your device.